


DECORATIVE LAMINATES
Silvano[®]


Silvano[®]
DECORATIVE LAMINATES

Silvano
gallery



Inspired House
Feelings!
Good
Style
Heaven
Playful
Elegance
Design
Personality
Expertise
Inspirational
Timeless
Amazing
Art
Interior
Passionate
Bold
Perfect
Liveable
Natural
Simplicity
Unique
Ideas
Greatest
Creative
Modern
Beauty
Vision



Nelson Laminate is run by a group of enthusiastic individuals. We are a young company creating big waves since our foundation. Representing only the finest laminates in partnership with reputable suppliers, we take pride in bringing to the local market design-centric and quality driven surface solutions under the Silvano brand.

Designing a new home is a balance of form, function, touch of colour and most importantly, personal style. Endorsed as a go-to favourite among architects, designers and homeowners alike, Silvano strives to continue delivering sustainable design solutions that are diverse in aesthetics, functions and cost-effectiveness. We also believe in providing homeowners with the best-both in quality and affordability.

Nelson accounts for a company of highly motivated professionals assembled to best serve each function within the company. Together, they share an extensive scope of industry know-how and experience, guided by a simple philosophy of "layering to be the best".

Our laminate specialists constantly have their fingers on the pulse of the global design industry. This allows them to curate new designs and product innovations that meet customer demands and are aligned with current and emerging trends.



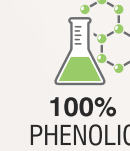
UREA FREE GREEN PRODUCTS



1.1 MM FULL THICKNESS



ALL IMPORTED PAPER







100% PHENOLIC

“ Quality Speaks itself ”



02 PAGE NO. SN-39 RUSTIC WALNUT	04 PAGE NO. SN-41 HAVEEL	07 PAGE NO. SN-42 SCREPOLATO	
09 PAGE NO. SN-35 TEAKOLA	14 PAGE NO. SN-36 MONOLITH EDIFICE	17 PAGE NO. SN-34 BRUSHED MOTIF	22 PAGE NO. SN-38 LIGNUM VITAE
23 PAGE NO. SN-32 SCARCE MAHOGANY	25 PAGE NO. SMT SMT	27 PAGE NO. SN-04 AMELIORE LOGS	
31 PAGE NO. SN-29 WALNUT EIM	33 PAGE NO. SN-01 REAL LOCUST	35 PAGE NO. HGL HIGH GLOSS	
45 PAGE NO. SN-30 CURUPIXA NATURA	49 PAGE NO. SN-37 ROCK SREWIN	51 PAGE NO. SN-09 VERACIOUS TIMBER	53 PAGE NO. SN-03 OCHOROMA PRIMA
55 PAGE NO. HGL HIGH GLOSS	59 PAGE NO. CC SMT	60 PAGE NO. CC HGL	61 PAGE NO. SN-43 REAL LOCUST

63 PAGE NO. SN-40 DELTA MARBLE	68 PAGE NO. SN-10 DE SCARCE	71 PAGE NO. SN-08 RUGGED CANVAS		
73 PAGE NO. SN-05 ETONNATE	75 PAGE NO. SN-14 MENGKULANG LOGS	77 PAGE NO. SN-19 STREWN CHANNEL	79 PAGE NO. SMT MATT FINISH	
85 PAGE NO. SN-12 CHONTAQUIRO	87 PAGE NO. SN-33 STELLAR CRAFT	89 PAGE NO. SN-26 TWISTED TORI	91 PAGE NO. SN-31 IMPOSANT WUD	93 PAGE NO. SN-18 DIX - HUT WAVE
95 PAGE NO. SN-20 PIROUETTE CUTS	97 PAGE NO. SMT MATT FINISH	101 PAGE NO. HGL HIGH GLOSS	105 PAGE NO. SF SUEDE FINISH	

-  UREA FREE GREEN PRODUCTS
-  1. MM FULL THICKNESS
-  ALL IMPORTED PAPER
-  100% PHENOLIC



“Quality Speaks itself”



5226

beyond
what you see!!

Rustic Walnut



SN 39 - 5226

KNOTTY WALNUT



SN 39 - 5225

HARVEST WALNUT



Be *inspired*
by your surroundings

5215



Haveel



501 SMT SNOW WHITE

50X90

SN 41 - 5215

DANISH NATURAL




Haveel



SN 41 - 5216

PREMIUM BLACK




SN 41 - 5217

LARCH WOOD



Scrapolato



SN 42 - 5231

ATHENA BROWN



Defining your *style*

5231



Taste the *delightful* designs



Teakola



SN 35 - 5222

BROWN FAUX

all you need to
create
your space



Teakola



SN 35 - 5221

TROPICAL GRAY



SN 35 - 5180

RIVIGRA OAK



Monolith Edifice



Dreams made into *eality*

5235

SN 36 - 5235

LUMBER LIGHT WOOD




Monolith Edifice



 SN 36 - 5192


GXOLIC ROCK



 SN 36 - 5191

GXOLIC CRYSTAL




 SN 36 - 5176

GRAY GRANITE



 SN 36 - 5177

MAGNETIC GRANITE



Brushed Motif



SN 34 - 5212

INNATE ASH



5212




SN 34 - 5211

ESPRESSO INNATE

beyond

what
you
see



SMT 246

WINTER PINK



Brushed Motif



 SN 34 - 5179

COSMO WOOD



 SN 34 - 5189

CANYON WOOD



 SN 34 - 5171

ARBAN WOOD



All you need to *create* your space

Lignum Vitae



SN 38 - 5193

COLOUROD WOOD




SN 38 - 5224

TEAK BARRON




Scarce Mahogany (Dry Zero)



 SN 32 - 5218

BRIARSMOKE



 SN 32 - 5220

EBONY GRAY




 SN 32 - 5185

KENTUCKY WOOD




SMT 501 IVORY WHITE



SMT 502 CHIFFON WHITE



SMT 504 CROW BLACK




SMT 524 PEBBLE GRAY



SMT 534 PEACH BLUE



SMT 245 STONE BLUE



SMT 211 MINT GREEN



SMT 535 SAGE GREEN



SMT 204 EMERALD GREEN


Let the colors
inspire
every day



SMT 533 Walnut Brown




SMT 232 MUSTARD BROWN




SMT 208 EGG NOG YELLOW




SMT 207 OXFORD BLUE




SMT




SMT 222 SUBTLE BLUE




SMT 206 BABY PINK




SMT 537 PORCELAIN BEIGE



SMT 234 PEACH BLUSH



SMT 237 SADDLE BROWN



SMT 539 PRUSSIAN BLUE



SMT 243 SPRUCE BLUE




SMT 202 PIGEON BLUE



SMT 212 GEORGIA BLUE

Decorate your home with bring colors or you can keep it
classic and neutral



SMT 246 WINTER PINK




SMT 248 SILVER CHARN



SMT 249 SNOW WHITE



SMT 250 MOTH BROWN




SMT 538 REGENCY CREAM

Ameliore Logs



SN 04 - 5145

MOLDAU ACACIA



SN 04 - 5172

IMPERIAL WOOD

SN 04 502
CHIFFON WHITE



SN 04 - 5223

GLOSS BRIARSMOKE



5223



Walnut Elm



SN 29 - 5221

TROPICAL GRAY



SN 29 - 5222

BROWN FAUX



SN 29 - 5151

BRENT WOOD



SN 29 - 5158

MINERAL NOCE



Real Locust



SN 01 - 5173 **BLINK WOOD**



SN 01 - 5158 **MINERAL NOCE**



SN 01 - 5160 **SLEEPER WOOD**






5229

5228

Create a home that
defines
who you are

High Gloss




HGL 537
PORCELAIN BEIGE



HGL 5229

CAPRISTO BARK



HGL 5228

CAPRISTO PEACH



High Gloss



HGL 5193

COLOURED WOOD




HGL 5182

AVIKAL



HGL 5189

CANYON WOOD



HGL 5178


GEO STONE




High Gloss




Intelligent *design*
for every lifestyle




HGL 252 LIGHT PURPLE



 HGL 5231

ATHENA BROWN



 HGL 5232

ARMANI YELLOW CRYSTAL

Design with
purpose



5174

5175

High Gloss



HGL 5175

MIDAS GRAY



HGL 5174

MIDAS WHITE



High Gloss



 HGL 5191

GXOLIC CRYSTAL




 HGL 5192

GXOLIC ROCK



 HGL 5235

LUMBER LIGHT WOOD



 HGL 5230

GXOLIC DARK TRUFFLE



Curupixa Natura



SN 30 - 5214

TEAK BARRON



Curupixa Natura



design
with
purpose

SN 30 is an almost inexhaustible inspiration, much of it beautiful and more than everything else it is purposeful.




SN 30 - 5173

BLINK WOOD



SN 30 - 5188

SELONG



SN 30 - 5157

POPLAR TEAK



SN 30 - 5186

CARBIN WOOD



Your personality, our
expertise

5176

Rock Strewin



SN 37 - 5176

GRAY GRANITE



SN 37 - 5177

MAGNETIC GRANITE

Veracious Timber



SN 09 - 5171

ARBAN WOOD

P e r f e c t .
I n t e r i o r s
n e v e r g o
o u t o f S t y l e



SN 09 - 5224

TEAK BARRON



Ochoroma Prima



SN 03 - 5223

GLOSS BRIARSMOKE



SN 03 - 5173

BLINK WOOD




SN 03 - 5216

PREMIUM BLACK



SN 03 - 5215

DANISH NATURAL



High Gloss




HGL 247 DAISY WHITE



HGL 501 IVORY WHITE



HGL 502 CHIFFON WHITE



HGL 505 TRAIN GRAY



HGL 504

CROW BLACK

Glamorous shades that add colour to your life

Slold colour shades from help you provide reflection of your taste & personality to your spaces. Enjoy variety of colour shades in their purest forms with us.




HGL 248

SILVER CHARM




HGL 254

NUDE PINK



HGL 234

PEACH BLUSH



HGL 524

PEBBLE GRAY



HGL 243


SPRUCE BLUE

Colors

 are the smiles of nature. .


HGL 222

SUBTLE BLUE



HGL 530

EIF GREEN



HGL 525

ESPRESSO BROWN



HGL 517

BLACK CURRANT



HGL 211

MINT GREEN



HGL 527 LEAF GREEN



HGL 519 TORY BLUE



HGL 518

BERRY PINK



HGL 516

LAVA RED


High Gloss




Be the *architect* of your life




HGL 537 PORCELAIN BEIGE




HGL 234 PEACH BLUSH



HGL 237 SADDLE BROWN



HGL 533 COFFEE BROWN



HGL 249 SNOW WHITE



HGL 238 HARBOR GRAY




HGL 250 MOTH BROWN




HGL 246 WINTER PINK



HGL 206 BABY PINK




HGL 202 PIGEON BLUE



HGL 212 GEORGIA BLUE



HGL 539 PRUSSIAN BLUE



HGL 535 SAGE GREEN



HGL 204 EMERALD GREEN

Colors

are the smiles of nature. .


Color Core



HGL CC 533
COOFFEE BROWN



HGL CC 502
CHIFFON WHITE



HGL CC 501
IVORY WHITE



HGL CC 524
PEBBLE GRAY


High Gloss



SMT



SMT CC 501
IVORY WHITE




SMT CC 502
CHIFFON WHITE

Quality that lasts
forever.

Solid colour shades from help you provide reflection of your taste & personality to your spaces.

Enjoy variety of colour shades in their purest forms with us.



HGL CC 517
BLACK CURRANT



HGL CC 504
CROW BLACK



Real Locust



SN 43 - 5154 PRUNOS



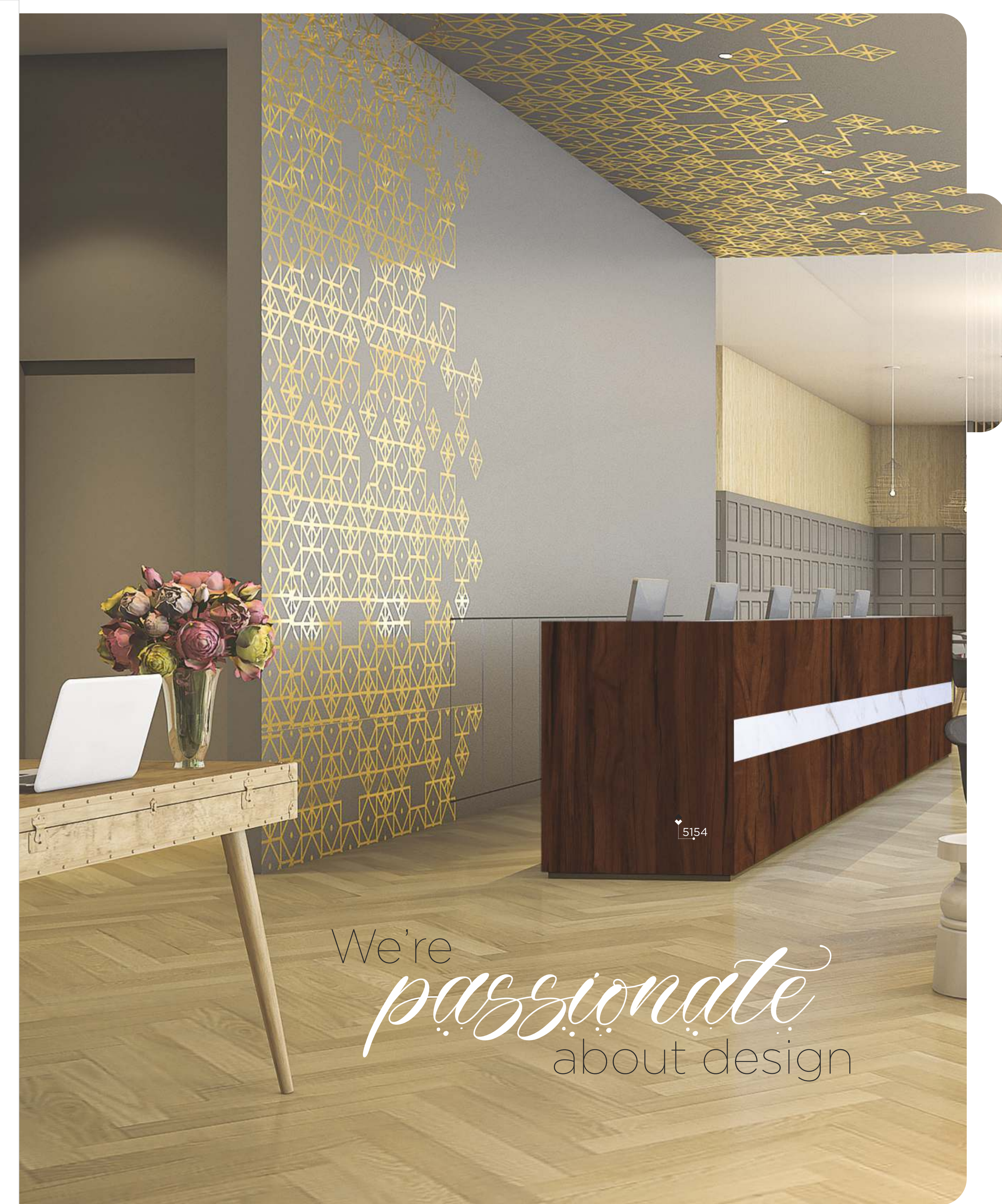
SN 43 - 5179 COSMO WOOD



SN 43 - 5214 NATURAL ALLEGRO



SN 43 - 5219 MELAMINA BERNECK



We're *passionate* about design

Perfect *interiors* never go out of style



Delta Marble




SN 40 - 5234

ROMANO GRAY



Take inspiration from

nature



SN 40 - 5233

ROMANO BROWN



Delta Marble



 SN 40 - 5230

GXOLIC DARK TRUFFLE



 SN 40 - 5232

ROMANO BROWN



Intelligent design for every
lifestyle

5190

De Scarce



SN 10 - 5190

MICO PINE

67 68



De Scarce



 SN 10 - 5154

PRUNOS



 SN 10 - 5169

CRAKE WOOD DARK



 SN 10 - 5219

MELAMINA BERNECK



Rugged Canvas



SN 08 - 5174

MIDAS WHITE



SN 08 - 5175

MIDAS GRAY



We make your *Life* liveable



SN 08 - 5182

AVIKAL



SN 05 - 5173

BLINK WOOD



SN 05 - 5219

MELAMINA BERNECK



SN 05 - 5186

CARBIN WOOD



SN 05 - 5217

LARCH WOOD



Mengkulang Logs



SN 14 - 5154

PRUNOS



SN 14 - 5172

IMPERIAL WOOD




5172

We're
passionate
about design




Strewn Channel



 SN 19 - 5189

CANYON WOOD




SN 19 502
CHIFFON WHITE



 SN 19 - 5149

NOCE LYON



 SN 19 - 5179

COSMO WOOD



Matt Finish



SMT - 5211

ESPRESSO INNATE



SMT - 5212

INNATE ASH





Shiny on the outside,
beautiful
on the inside

5212

5211



Matt Finish



 SMT - 5234

ROMANO GRAY

 SMT - 5233

ROMANO BROWN

 SMT - 5232

ARMANI YELLOW CRYSTAL


Decorate
your home with
bright colors
or you can keep it

 classic
and neutral






Matt Finish



 SMT - 5229

CAPRISTO BARK



 SMT - 5228

CAPRISTO PEACH

5228



Chontaquiro



SN 12 - 5135

TRUE WOOD



SN 12 - 5158

MINERAL NOCE

Every room deserves to be *amazing*



5135



Stellar Craft




SN 33 - 5177

MAGNETIC GRANITE




SN 33 - 5176

GRAY GRANITE




SN 33 - 202

PIGEON BLUE




SN 33-234

PEACH BLUSH



SN 33 - 535

SAGE GREEN



SN 33 - 534

ASH GRAY

Every home should be

beautiful



Twisted Tori



SN 26 - 5125

ALTAMIRA WALNUT



SN 26 - 5179

COSMO WOOD



SN 26 - 5145

MOLDAU ACACIA



SN 26 - 5158

MINERAL NOCE





SN 31 - 5187

GEBNG



SN 31 - 5135

TRUE WOOD



SN 31 - 5220

EBONY GRAY



SN 31 - 5172

IMPERIAL WOOD



Dix - Hut Wave



SN 18 - 5149

NOCE LYON




5151

Art of
living
stylishly



SN 18 - 502

CHIFFON WHITE



SN 18 - 5151

BRENT WOOD



Pirouette Cuts



SN 20 - 5154

PRUNOS



SN 20 - 5158

MINERAL NOCE



SN 20 - 5179

COSMO WOOD

Natural
inspiration
in every room





Matt Finish



SMT 5216

PREMIUM BLACK



SMT 5215

DANISH NATURAL



SMT 5217

LARCH WOOD



SMT 5218

BRIARSMOKE



SMT 5225

HARVEST WALNUT



SMT 5226

KNOTTY WALNUT



Matt Finish



SMT 5222 BROWN FAUX



SMT 5221 TROPICAL GRAY



SMT 5219 MELAMINA BERNECK



SMT 5214 NATURAL ALLEGRO



Your home is our art

gallery




High Gloss



HGL 5224

TEAK BARRON



HGL 5150

PALOSANTO



High Gloss



 HGL 5185

KENTUCKY WOOD



 HGL 5190

MICO PINE



Better
living
begins
at home



 HGL HZ 5135

TRUE WOOD



 HGL 5160

SLEEPER WOOD



 HGL 5188

SELONG



Suede Finish

Make your home
stylish
with great wall accents




SF 5157

POPLAR TEAK



SF 5190

MICO PINE



SF 5187

GEBNG



SF 5188

SELONG



Suede Finish

Suede finishes is in vogue and its experience will always create new patterns of curious impressions to enhance its glamor.



SF 5171 ARBAN WOOD



SF 5150 PALOSANTO




SF 5189 CANYON WOOD



SF 5172 IMPERIAL WOOD



SF 5135 TRUE WOOD



SF 5186 CARBIN WOOD



SF 5179 COSMO WOOD



SF 5173 BLINK WOOD



Suede Finish

The *wood* will speak to you



SF 5125 ALTAMIRA WALNUT



SF 5154 PRUNOS



SF 5145 MOLDAU ACACIA



SF 5160 SLEEPER WOOD




SF 5169 CRAKE WOOD DARK




SF 5180 RIVIGRA OAK



SF 5181 SCOTIA OAK



SF 5151 BRENT WOOD



SF 5149 NOCE LYON



SF 5185 KENTUCKY WOOD




SF 5158 MINERAL NOCE

Suede Finish



Develop a personal *style* that's all your own



SF 501 IVORY WHITE



SF 502 CHIFFON WHITE



SF 505 TRAIN GRAY



SF 504 CROWN BLACK



SF 524 PEBBLE GRAY



SF 518 BERRY PINK




SF 516 LAVA RED



SF 530 EIF GREEN



SF 519 TORY BLUE



SF 517 BLACK CURRANT



SF 525 ESPRESSO BROWN



SF 527 LEAF GREEN



SF 533 COOFFEE BROWN



Magic of Shade



INDEX

SR	FINISH D. NO.	PAGE	SR	FINISH D. NO.	PAGE	SR	FINISH D. NO.	PAGE	SR	FINISH D. NO.	PAGE
SN 01 - REAL LOCUST			SN 30 - 5173			SMT- MATT FINISH			29 HGL 502 55		
1	SN 01 - 5158	33	2	SN 30 - 5186	48	1	SMT 501	4	30	HGL 505	55
2	SN 01 - 5160	34	3	SN 30 - 5188	47	2	SMT 501	25	31	HGL 504	55
3	SN 01 - 5173	33	4	SN 30 - 5214	46	3	SMT 502	25	32	HGL 524	55
SN 03 - OCHOROMA PRIMA			SN 31 - IMOSANT WUD						33 HGL 501 55		
1	SN 03 - 5223	53	1	SN 31 - 5135	91	4	SMT 504	25	34	HGL 518	56
2	SN 03 - 5173	53	2	SN 31 - 5172	92	5	SMT 524	25	35	HGL 516	56
3	SN 03 - 5216	54	3	SN 31 - 5187	91	6	SMT 534	25	36	HGL 525	56
4	SN 03 - 5215	54	4	SN 31 - 5220	92	7	SMT 245	25	37	HGL 517	56
SN 04 - AMELIORE LOGS			SN 32 - SCARCE MAHOGANY						38 HGL 519 56		
1	SN 04 - 502	29	1	SN 32 - 5185	24	8	SMT 211	26	39	HGL 527	56
2	SN 04 - 5145	29	2	SN 32 - 5218	23	9	SMT 535	26	40	HGL 211	56
3	SN 04 - 5172	29	3	SN 32 - 5220	23	10	SMT 204	26	41	HGL 222	56
4	SN 04 - 5223	30	SN 33 - STELLAR CRAFT						42 HGL 530 56		
SN 05 - ETONNATE			1 SN 33 - 5177 87						43 HGL 537 57		
1	SN 05 - 5173	73	2	SN 33 - 5176	87	SN 34 - BRUSHED MOTIF			44 HGL 234 57		
2	SN 05 - 5186	73	3	SN 33 - 202	88	1 SN 34 - 5171 20			45 HGL 237 57		
3	SN 05 - 5219	74	4	SN 33 - 234	88	2 SN 34 - 5179 19			46 HGL 533 57		
4	SN 05 - 5217	74	5	SN 33 - 535	88	3 SN 34 - 5189 20			47 HGL 249 57		
SN 08 - RUGGED CANVAS			6 SN 33 - 534 88						48 HGL 238 57		
1	SN 08 - 5174	71	SN 35 - TEAKOLA						49 HGL 250 57		
2	SN 08 - 5175	71	1 SN 35 - 5180 12						50 HGL 246 57		
3	SN 08 - 5182	72	2 SN 35 -5221 12						51 HGL 206 57		
SN 09 - VERACIOUS TIMBER			3 SN 35 - 5222 10						52 HGL 202 58		
1	SN 09 - 5171	51	SN 36 - MONOLITH EDIFIC						53 HGL 212 58		
2	SN 09 - 5224	52	1 SN 36 - 5235 14						54 HGL 539 58		
SN 10 - DE SCARCE			2 SN 36 - 5176 16						55 HGL 535 58		
1	SN 10 - 5190	68	3 SN 36 - 5177 16						56 HGL 204 58		
2	SN 10 - 5154	69	4 SN 36 - 5191 15						CC SUPER MATT		
3	SN 10 - 5169	69	5 SN 36 - 5192 15						1 SMT CC - 501 59		
4	SN 10 - 5219	70	SN 37 - ROCK STREWIN						2 SMT CC - 502 59		
SN 12 - CHONTAQUIRO			1 SN 37 - 5176 50						CC HIGH GLOSS		
1	SN 12 - 5135	85	2 SN 37 - 5177 50						1 HGL CC - 501 60		
2	SN 12 - 5158	85	SN 38 - LIGNUM VITAE						2 HGL CC - 502 60		
SN 14 - MENGKULANG LOGS			1 SN 38 - 5193 22						3 HGL CC - 504 60		
1	SN 14 - 5154	75	2 SN 38 - 5224 22						4 HGL CC - 517 60		
2	SN 14 - 5172	75	SN 39 - RUSTIC WALNUT						5 HGL CC - 524 60		
SN 18 - DIX - HUT WAVE			1 SN 39 - 5225 2						6 HGL CC - 533 60		
1	SN 18 - 502	93	2 SN 39 - 5226 2						SF- SUEDE FINISH		
2	SN 18 - 5149	93	SN 40 - DELTA MARBLE						1 SF - 5157 106		
3	SN 18 - 5151	94	1 SN 40 - 5234 63						2 SF - 5190 106		
SN 19 - STREWN CHNNEL			2 SN 40 - 5233 64						3 SF - 5187 106		
1	SN 19 - 5189	77	3 SN 40 - 5230 65						4 SF - 5188 106		
2	SN 19 - 502	77	4 SN 40 - 5232 66						5 SF - 5171 107		
3	SN 19 - 5149	78	SN 41 - HAVEEL						6 SF - 5172 107		
4	SN 19 - 5179	78	1 SN 41 - 5215 4						7 SF - 5150 107		
SN 20 - PIROUETTE CUTS			2 SN 41 - 5216 5						8 SF - 5189 107		
1	SN 20 - 5154	95	3 SN 41 - 5217 6						9 SF - 5135 108		
2	SN 20 - 5158	95	SN 42 - SCREPOLATO						10 SF - 5186 108		
3	SN 20 - 5179	96	1 SN 42 - 5231 7						12 SF - 5179 108		
SN 26 - TWISTED TORI			SN 43 - REAL LOCUST						13 SF - 5173 108		
1	SN 26 - 5125	89	1 SN 43 - 5154 61						14 SF - 5125 109		
2	SN 26 - 5179	89	2 SN 43 - 5179 61						15 SF - 5154 109		
3	SN 26 - 5145	90	3 SN 43 - 5214 62						16 SF - 5180 109		
4	SN 26 - 5158	90	4 SN 43 - 5219 62						17 SF - 5181 109		
SN 29 - WALNUT ELM			1 SN 29 - 5151 32						18 SF - 5151 109		
1	SN 29 - 5151	32	2 SN 29 - 5158 32						19 SF - 5145 110		
2	SN 29 - 5158	32	3 SN 29 - 5221 31						20 SF - 5160 110		
3	SN 29 - 5221	31	4 SN 29 - 5222 32						21 SF - 5169 110		
4	SN 29 - 5222	32	SN 30 - CURUPIXA NATURA						22 SF - 5149 110		
1	SN 30 - 5157	48	1 SN 30 - 5157 48						23 SF - 5185 110		
			2 SN 30 - 5158 48						24 SF - 5158 110		
			3 SN 30 - 5173 48						25 SF - 501 111		
			4 SN 30 - 5173 48						26 SF - 502 111		
			5 SN 30 - 5173 48						27 SF - 504 111		
			6 SN 30 - 5173 48						28 SF - 505 111		
			7 SN 30 - 5173 48						29 SF - 524 111		
			8 SN 30 - 5173 48						30 SF - 516 112		
			9 SN 30 - 5173 48						31 SF - 517 112		
			10 SN 30 - 5173 48						32 SF - 518 112		
			11 SN 30 - 5173 48						33 SF - 519 112		
			12 SN 30 - 5173 48						34 SF - 525 112		
			13 SN 30 - 5173 48						35 SF - 527 112		
			14 SN 30 - 5173 48						36 SF - 530 112		
			15 SN 30 - 5173 48						37 SF - 533 112		

Technical Specification

PROPERTIES	SPECIFIED VALUES	The Company
Thickness	1.00 MM (± 10%)	✓
Resistance to surface wear	350 (Revolution)	✓
Resistance to immersion in boiling water		
- Mass Increase (%)	10.0 (Maximum)	✓
- Thickness increase (%)	11.8 (Maximum)	✓
Resistance to dry heat 180° c	Not Worse then 4	✓
Dimensional stability at deviated temperature		
- Longitudinal (%)	0.550 (Maximum)	✓
- Transverse (%)	1.025 (Maximum)	✓
Dimensional stability at 20° c		
- Longitudinal (%)	0.375 (Maximum)	✓
- Transverse (%)	0.600 (Maximum)	✓
Resistance to impact by small diameter ball	20N Minimum	✓
Resistance to cracking	Not worse then 4	✓
Resistance to scratching	2N Minimum	✓
Resistance to staining	Not worse then 5	✓
Resistance to color change (wool standards)		
- In xenon arc light	Not worse then 6	✓
- In enclosed carbon arc light	Not worse then 5	✓
Resistance to cigarette	Not worse then 3	✓
Resistance to steam	Not worse then 4	✓
Appearance	Should be free from foreign particles	✓



KEEP AWAY FROM
**DIRECT
SUNLIGHT**



ENGINEERED FOR
**INTERIOR
USE ONLY**



CARPENTER FRIENDLY
**EASY
TO USE**




Limitation
of Product
Warranty

- Check the sheet in all aspects instantly after purchase & prior to cutting.
- In case of mfg. defect, only replacement of used sheet will be made.
- No further claim will be entertained thereafter
- No warranty for corner crack or air bubble.



FOR CRACK ARISING OUT OF
GROOVE CURRYING OR L SHAPE




FOR AIR BUBBLES

Laying Instructions for HPL Laminate Sheets

- Before use ensures that the surface or plywood and laminates is Clean, Dry, Leveled and free of Oil, Excess moisture or other contaminants, such as dust, synthetic particles, etc.
- Only use white PVA Adhesive to stick the sheet. Apply Double Layer of Adhesive on Edge (Minimum 3-4 Inch of Both The Surfaces).
- The adhesive should always be stirred before use. Sufficient adhesive should be applied on both of the surface to be bonded. Don't add water into the adhesive, it makes the bonding weak.
- Once adhesive applied is trickily in nature (Usually requires 5-10 minutes, depending on atmospheric conditions), the laminate should be placed on the surface, accurately aligned.
- Sufficient bonding procedure to ensure intimate contact necessary for an adequate bond should be applied over the entire area using as much as procedure as possible as possible without damaging the assembly.
- Pinch rollers (Rotary Press) and heavy weighted rollers are ideal; Hand rolling should be done from the center to the edges to ensure the removal of air bubbles. The edges should be rolled twice.
- For Satisfactory bonding, the area in question should be kept under pressure fir a period of 12-18 hours (Depending on atmospheric conditions).
- In rainy season or when humidity is too high, moisture may condense on the surface during drying (Know as "Blushing") and will prevent an acceptable Hot Spray or Forced air drying may be used to help prevent this condition.
- It is recommended that the maximum sheet size used for vertical field application be limited to 610x2440 min (2x8 Ft.).
- When laminate is pasted vertically. Maintain uniform pressure on all sides till adhesive is dried.
- To avoid stress cracking, avoid making cut out having sharp corners and rough edges.
- A gap of minimum 2 mm should be maintained between two laminates while posting side by side.
- Due to transportation limitations laid the laminate sheet on fiat surface in between 2 plywood sheets for minimum 48 Hrs.

Note:
Due to ink formulation of Printing technology, 10 to 15% vary in colours & textures.
Due to some part of production has been handcrafted, variation on thickness & Stiffness will be 5 to 15% + or-



QR CODE FOR
E-CATALOGUE