

# THE SPACE EDGE

a cosmic treasure, invites us to contemplate our place in the universe and embrace the infinite possibilities that lie within.



A M M O L I T E · 2 0 2 3 - 2 4

www.satvvadecor.com



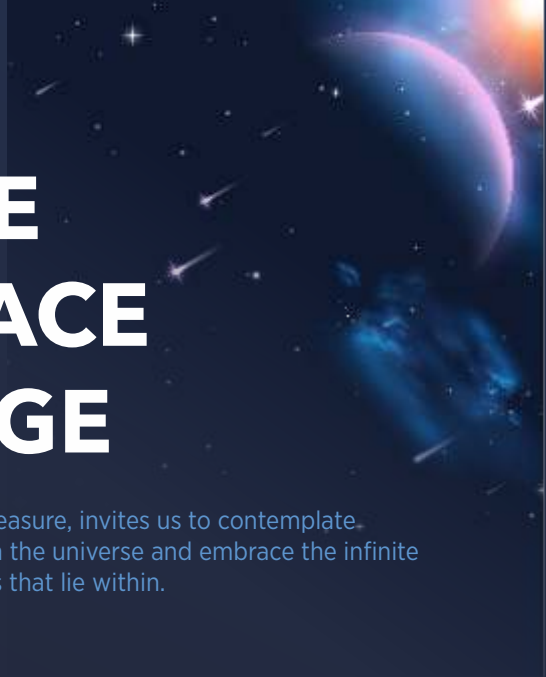
# THE SPACE EDGE

a cosmic treasure, invites us to contemplate our place in the universe and embrace the infinite possibilities that lie within.




# THE SPACE EDGE

a cosmic treasure, invites us to contemplate our place in the universe and embrace the infinite possibilities that lie within.



SATVVA DECOR LLP.  
Survey No. 107 & 110/P2, Bharatnagar ITI Road,  
At- Ravapar Nadi, Dis. Morbi, Gujarat 363642 INDIA.

+91 919 919 44 11  
info@satvvadecor.com  
www.satvvadecor.com



*a captivating gem born from ancient marine life, connects us to the vast tapestry of the universe. its iridescent brilliance mirrors the cosmic dance of celestial bodies, shimmering with colors that echo the cosmic palette, symbolizing the cycles of transformation and growth inherent in the cosmos, it carries the essence of the stars. this rare gem, a cosmic treasure, invites us to contemplate our place in the universe and embrace the infinite possibilities that lie within. with amolite, we become a conduit between earth and the cosmos, just like our collection, that inspires the design and spaces.*

# A M M O L I T E

COLLECTION OF 2023-24

Plenteous Legacy of **15 Years**  
**130000 Ft<sup>2</sup>** of production area  
**10 Acres** of verdant Complex  
Team of **500+** Young **People**

# SATVVA

— a new era of laminates



Discover Satvva, where innovation, sustainability, and style unite. Backed by Samarpan Laminates' experienced promoters, with 15+ years of industry excellence, we embody their vision and expertise. Our greenfield project encompasses vast land and an impressive 1,30,000 sq ft production area, empowering us to create inspiring laminates. With a deep commitment to environmental responsibility, we embrace cutting-edge technology for eco-friendly, emission-free production. Satvva laminates enhance your living spaces while preserving our planet. Welcome to the world of Satvva, where quality meets conscience.

But Satvva is not just about laminates; it's a family of over 350 enthusiastic team members who share a common passion for excellence. What sets us apart is our dynamic top management, whose average age ranges from 25 to 35. This youthful energy and modern business mindset empower us to adopt innovative practices and stay ahead of the curve.

Explore our catalogue and let our laminates be the canvas upon which your dreams come to life. Together, let's create spaces that inspire, delight, and reflect the vibrant spirit of the young generation.



The culmination of detailing, adaptability, finish and colours - our laminates enable you to achieve more while designing your own spaces.



# 01



Intricate detailing featured in each of our designs brings out a sense of realism. Feel these detailings through the designs inspired by the Veneer and Natural Wood and create interiors you can connect with.

# 02



Modern and minimal designs from our stone collection, reverberate with the elements of nature, and you will never feel disconnected again while living in your urban habitats mimicking nature.

# 03



The precise finish is an integral aspect of the perfection in the designs that you are trying to create and every laminate coming from us is designed for it.

# 04



Choose colours which is a reflection of your personality into the theme of the design. When your spaces tell a story, the colours will compliment them at their finest.

# INDEX

SR.	TEXTURE CODE / NAME	PG
01	AR ALLEGRO	79
02	BO BRIO	71
03	BS BASALT STONE	32
04	DT DELICATUS	33
05	EK EVERGREEN OAK	45
06	ES ELEMENTLE STRIPE	67
07	FD FAUX WOOD	51
08	GT GLITZ	01
09	HGL HIGH GLOSSY	03
10	HR HICKORY	53
11	LR LOREL	81
12	MD MENTON WOOD	47
13	MT MATT	91
14	OD OAK WOOD	57
15	OE OAK LINE	61
16	PN PLATINO	37
17	QB QUARRY MOSAIC	75
18	RE REVELLE	77
19	SF SUEDE FINISH	83
20	SGL SPARKLE GLOSSY	02
21	SM SILKY MATT	41
22	TL TESSELLE	73
23	TS TICKING STRIPE	65



facebook.com/  
finetouchlite



instagram.com/  
finetouchlite



pinterest.com/  
finetouchlite



linkedin.com/  
satvva




# A tale of Eternal Elegance

A collection of contrasting tones, bringing in style and elegance, perfectly suited for your living rooms & hall ways. Mix and match these shades to create your own classic tale of eternal elegance.



Silk Route

GT 3505



Pearl White

GT 3502




Stardust

GT 3503



Patrol Blue

GT 3122




Brunt Metal

GT 3504




Ice White

SGL 3601




Original Grey

SGL 3602




Burgandy

SGL 3603



Blue

SGL 3604




Black

SGL 3605




# HIGH GLOSS

A harmonious blend of beige and yellow hues, this combination creates a timeless palette that lets your designs effortlessly complement any space, adding warmth and sophistication.



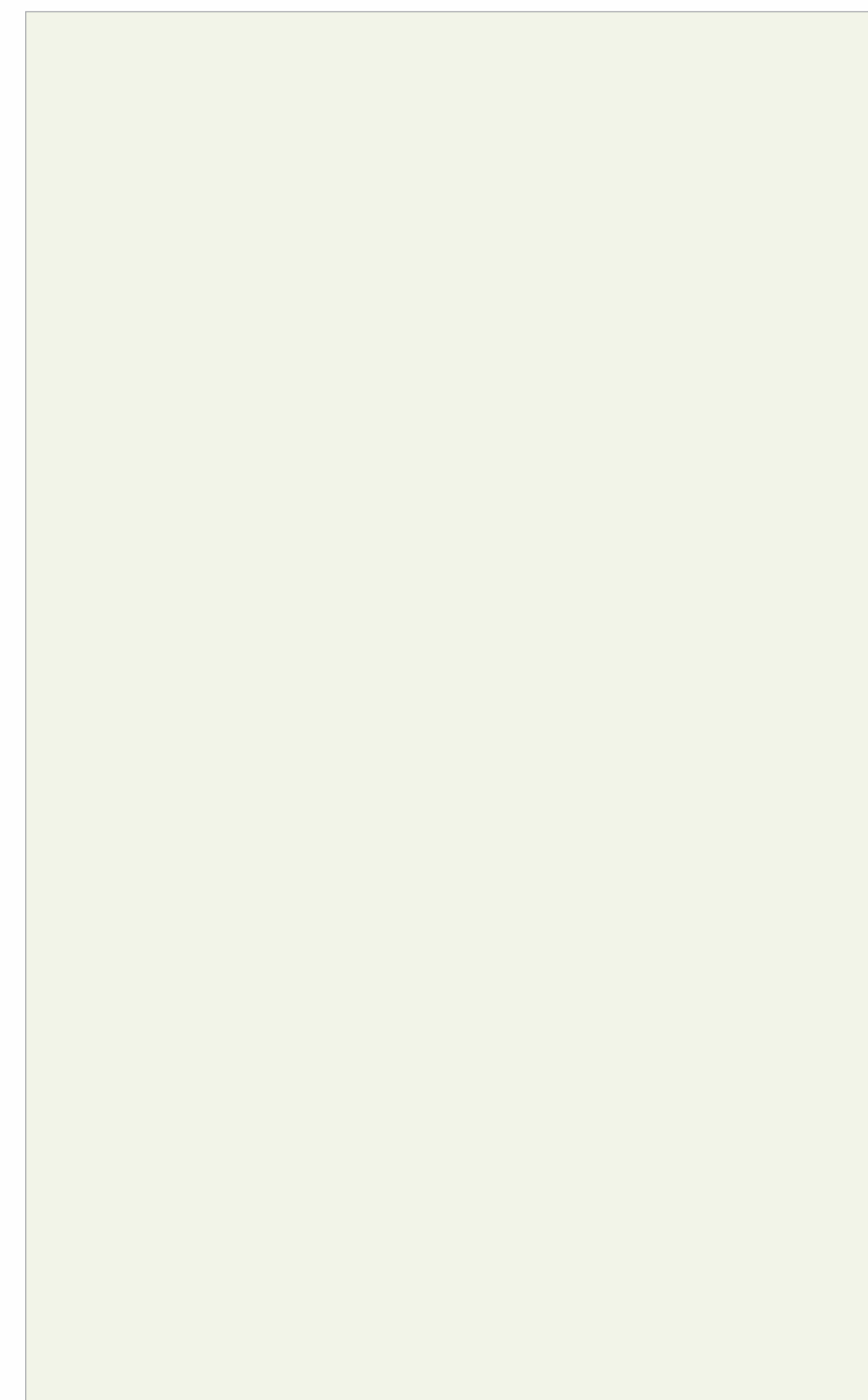
White

HGL 3101



Steel Grey

HGL 3105



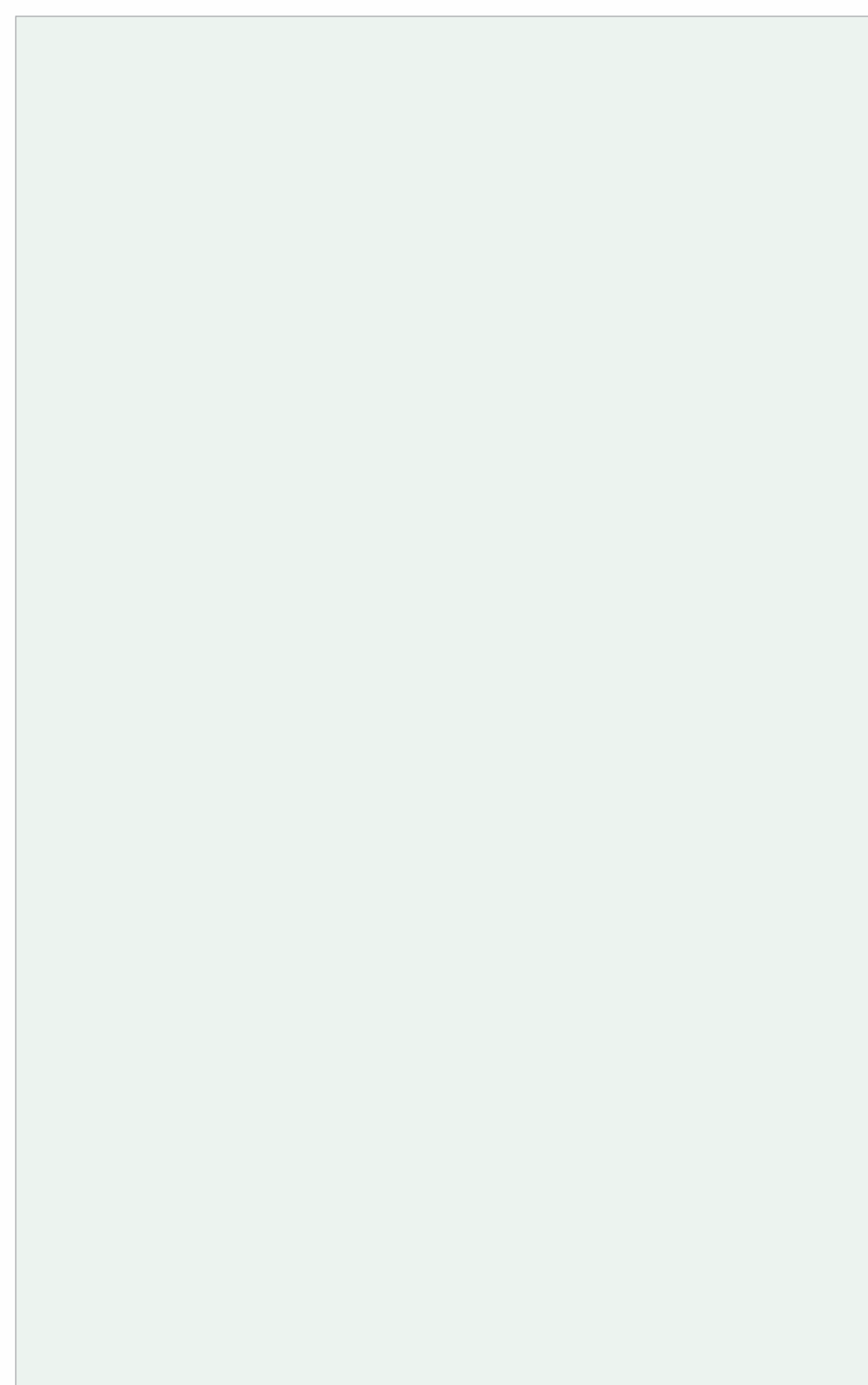
Frosty White

HGL 3103



Beige

HGL 3109



Ice White

HGL 3102




Genuine Grey

HGL 3106



Original Grey

HGL 3107



Ivory

HGL 3104



Brown

HGL 3110



Crow Black

HGL 3108



*Dynamic palette of energy*

Whether you seek a bold statement or a subtle touch, these colours effortlessly create a stunning visual impact, adding depth and character to any room.



HIGH GLOSS



Yellow

HGL 3111



Fanta

HGL 3112



Florida Pink

HGL 3119



Parrot Green

HGL 3116



Burgundy

HGL 3114



Red

HGL 3113



Grape Wine

HGL 3120



Aqua Green

HGL 3117



Blackcurrant

HGL 3121



Oriental Blue

HGL 3115



Petrol Blue

HGL 3122



Dark Green

HGL 3118





DIGITAL DECOR



HGL 3122  
Petrol Blue

Embrace the ethereal elegance of winter's allure, as this pristine white laminate creates a sanctuary of tranquility and timeless beauty in any space and transforms ordinary rooms into extraordinary showcases of bold design.



SM 3007  
Henley

HGL DG200  
Florentina





# FLUTED HPL DECORATIVE PANELING



DESIGNER  
HIGH GLOSS



Fluito Sayara Oak

HGL 3202



Fluito Mono Oak

HGL 3320



Henley

HGL 3007



Versailles

HGL 3319

## Convergence of Texture and Pattern

Experience the seamless fusion of natural elegance and geometric allure with our two exquisite wooden shades. Combining the timeless beauty of wooden texture with captivating geometric patterns, these laminates create a harmonious blend that transcends ordinary design.






HIGH GLOSS

finetouch<sup>TM</sup>  
Laminates

*Beauty of Unfinished Wood*

Straight out of woods, this shade recreates the majestic woods and dense randomness in the wooden grains is reminiscent of beauty of unfinished wood.



HGL 3103  
Frosty White



HGL 3302  
Canyon Bamboo





# HIGH GLOSS

*Captivating realm of wood*

Time has painted its stories into each wooden grains and these designs are inspired from what's real. Embrace the captivating realm of wood and make your space stand out.



Mansion Walnut

HGL 3011



Light Wilster

HGL 3201



Mambo Pecan

HGL 3205



Duranto

HGL 3208



Madison Walnut

HGL 3301



Joquin Walnut

HGL 3002



Wilster

HGL 3207





Nova Walnut



Ruby Walnut

HGL 3212

HGL 3206





# HIGH GLOSS



Evolini Oak

HGL 3010



Jakaranda

HGL 3213



Foresta Oak

HGL 3204



Maracuva

HGL 3215



Kera Oak

HGL 3305



Merbau

HGL 3211



Gala Chestnut

HGL 3307





ATTRACTIVE  
DESIGNS



ISO  
CERTIFIED




TOUCH  
AND FEEL



ECO  
FRIENDLY



PURE  
PHENOLIC




Shesham

HGL 3210



Canyon Maple

HGL 3209



HGL 3109  
Beige

*Circular Whispers of Wood*

Indulge in the mesmerizing beauty of our dark wooden shade, where circular flow patterns create an enchanting impression of wooden rings. This captivating texture exudes a sense of depth and movement, evoking the natural allure of aged timber. Each ring tells a story of time and growth, adding character and charm to your space.



HGL 3306  
Merдона Burl



*Endless possibilities of creativity*

Refined elegance of chestnut and walnut, or the rich hues and intricate patterns of maple and oak, with these wooden styles the possibilities for transformation are endless



Lazio Walnut

HGL 3012



Motala Maple

HGL 3309




Como Ash

HGL 3008



Bogey Chestnut

HGL 3308



Rodis Walnut

HGL 3312



Mysa Ash

HGL 3313



Frída

HGL 3318







HIGH GLOSS

finetouch<sup>TM</sup>  
Laminates




OD 3320  
Fluato Mono Oak




HGL 3401  
Calacatta White





SM 3319  
Versailles



HGL 3102  
Ice White



Embrace the captivating mystique of darkness with these textures, emulating the timeless sophistication of genuine stone, showcasing finely carved details and intricate veining patterns. It can add depth and dimension to your space, creating an ambience of refined luxury.



HGL 3108  
Crow Black



HGL 3412  
Black Marquina



Fluato Marble

HGL 3413





Furro Steel

HGL 3404




Elegant Bianco

HGL 3403



Furro Grey

HGL 3410



Elegant Grey

HGL 3409



# HIGH GLOSS

## Unparalleled Artistry of Nature

There is no artist like nature, be it these random yet rhythmic linings or the subtle patterns inspired from the marble stones, our designs do the justice to recreation of your spaces.



Dyna Glitzy

HGL 3402



Rock Brown

HGL 3411



Beige Sandstone

HGL 3405



Brown Sandstone

HGL 3407



Armoni

HGL 3406



Matrix

HGL 3408





# BASALT STONE



Armoni

BS 3406



Matrix

BS 3408





ATTRACTIVE  
DESIGNS



ISO  
CERTIFIED



TOUCH  
AND FEEL



ECO  
FRIENDLY



PURE  
PHENOLIC

# DELICATUS

## Grandeur of Magnificent Galaxy

Are these white lines remind you of echoing thunders or magnificent galaxy?  
Let your guests be awed by these marble inspired designs that make your spaces truly remarkable.



Furro Steel

DT 3404



Furro Steel

SM 3404



Furro Grey



DT 3410



Furro Grey

SM 3410





# LUXURY GRACEFUL GREY REALM

Whispers of silver mist and the bold strokes of stormy charcoal creating an ambiance that is both refined and modern. Embrace this essence into your spaces bringing in a sense of calmness.



HGL 3107  
Original Grey

Elegant Grey

DT 3409

DT 3403  
Elegant Bianco

HGL DG100  
Hexa Elenra





ATTRACTIVE  
DESIGNS



ISO  
CERTIFIED



TOUCH  
AND FEEL



ECO  
FRIENDLY



PURE  
PHENOLIC

PLATINO



## Stroke from the prismatic blocks

As it breathes life and energy into your spaces or invites a serene sense of tranquility, our collection empowers you to create dynamic environments that recreates vitality while fostering a peaceful ambiance.



Dyna Glitzy

PN 3402



Rock Brown

PN 3411



Brown Sandstone

PN 3407

NATURALLY  
COMPELLING  
FEEL IT WITH EVERY TOUCH  
TEXTURES



Beige Sandstone

PN 3405








*Music of the  
Fluted Marble*

Fluted marble design that creates an impression of elevated texture which can leave your visitors in awe. A perfect choice that can turn your living room into a soothing space.



SM 3106  
Genuine  
Grey



SM 3413  
Fluato Marble



BS 3401  
Calacatta White



OD 3202  
Fluato  
Sayara  
oak



SM 3110  
Brown



BS 3412  
Black Marquina



# Nostalgic Memory of the Woods

Reimagine your very spaces, with a refreshing look that's takes you back on a time travel. This classic wooden look and feel with a smooth finish, can lit up the eyes of your visitors every single time.

SILKY MATT



Peyerni Oak

SM 3003



Popular Oak

SM 3006





ATTRACTIVE  
DESIGNS



ISO  
CERTIFIED



TOUCH  
AND FEEL



ECO  
FRIENDLY



PURE  
PHENOLIC

# SILKY MATT



Mansion Walnut

SM 3011



Light Wilster

SM 3201



Bogey Chestnut

SM 3308



Ruby Walnut

SM 3206



Maracuja

SM 3215





Evolini Oak

EK 3010



Peyerni Oak

EK 3003



Tula Oak

EK 3005



Exotic Oak


EK 3304



Bay Oak

EK 3214





MD 3205  
Mambo Pecan



HGL 3108  
Crow Black

*Simplicity With a New Outlook*

Every wooden texture is unique in its own way and ready to bring in a natural look and feel. Recreate a rustic style with this wooden inspired shades into your urban interiors and you will never miss the nature again.



HGL 3102  
Ice White







Kera Oak

MD 3305




Evolini Oak

MD 3010



Foresta Oak

MD 3204



Shesham

MD 3210

*Stand to the test of time*

Few designs are timeless, far away from the hustle and bustle of trends. Crafted with extreme precision ensuring perfect finish and proper detailing, these timeless shades are the ideal complement to your interiors.



Harmony of Dark Wood

Explore their rich tones and embrace the inherent contrast they bring to your space. Harmonize this contrast or effortlessly pair them with lighter hues for a perfect balance.



Sona Chestnut

FD 3001



Merbau

FD 3211



Ariose Ash

FD 3004



Gala Chestnut

FD 3307



Prima Chestnut

FD 3311



**HICKORY**



HR 3301  
Madison Walnut



HGL 3108  
Crow Black



HR 3002  
Joquin Walnut







ATTRACTIVE  
DESIGNS



ISO  
CERTIFIED



TOUCH  
AND FEEL



ECO  
FRIENDLY



PURE  
PHENOLIC

## Remarkable and Enriched Elegance

Explore the rich, earthy tones and intricate grain patterns that evoke a sense of warmth and charm. These remarkable shades are ready to exude the natural elegance and endurance of seasoned wood.

## HICKORY



Lonna Hickory

HR 3203



Duranto

HR 3208



Bogey Chestnut

HR 3308





ATTRACTIVE  
DESIGNS



ISO  
CERTIFIED



TOUCH  
AND FEEL



ECO  
FRIENDLY



PURE  
PHENOLIC


OAK WOOD



OD 3302  
Canyon Bamboo

*Graceful Strokes of Intricate Details*

These shades embody the very brush strokes of a masterful creator - the nature. Gracefully flowing, random patterns that traverse in various directions, they evoke a mesmerizing sense of contrast and intricate detailing.



SM 3103  
Frosty White



Port Maple



OD 3009

Canyon Maple

OD 3209



Balanced patterns and the intricate texture of Motala Maple or the fine finishes and the vertical grains of the other two shades, these laminates can bring a touch of your personal taste and style into your spaces.



Mansion Walnut

OD 3011



Popular Oak

OD 3006



Freemont Walnut

OD 3303




Nova Walnut

OD 3212



Motala Maple

OD 3309



Mysa Ash

OD 3313



Frída

OD 3318





Nola Walnut

OE 3013



Margo Walnut

OE 3317





ATTRACTIVE  
DESIGNS



ISO  
CERTIFIED



TOUCH  
AND FEEL



ECO  
FRIENDLY



PURE  
PHENOLIC

# OAK LANE



Waeka Elm

OE 3014



Yale Elm

OE 3315



Rivera Elm


OE 3316



HG 3117  
Aqua Green

*Vivid Imaginations intertwining Detailing*

There is no magic in magic, it lies in details. For those who are love to put an extra effort and thought into their spaces, the different patterns and shades open a world of creative possibilities.






Monfort Elm

OE 3314





TICKING STRIPE

-   
 ATTRACTIVE  
DESIGNS
-   
 ISO  
CERTIFIED
-   
 TOUCH  
AND FEEL
-   
 ECO  
FRIENDLY
-   
 PURE  
PHENOLIC



Lazio Walnut

TS 3012



Wilster

TS 3207



Snuff Wood

TS 3310



Jakaranda

TS 3213



Gala Chestnut

TS 3307





ATTRACTIVE  
DESIGNS



ISO  
CERTIFIED



TOUCH  
AND FEEL



ECO  
FRIENDLY




PURE  
PHENOLIC



# ELEMENT STRIPE



ES 3312  
Rodis Walnut



HG 3105  
Steel Grey

A symphony of elegance and finesse.  
Its vertically running lines appear graceful,  
creating a sense of fluidity and movement.

The smooth texture accentuates the  
remarkable contrast of colors.



Light Wilster  
ES 3201



Freemont Walnut  
ES 3303






Como Ash

ES 3008




Mysa Ash


ES 3313







BO 3318  
Frida



HG 3109  
Beige

Feel the subtle textures come to life with this shade - a clear, glossy finish, running your fingers along the surface reveals the finely crafted, vertically running lines. Let your senses immerse in the intricate detailing into your private spaces.



Mansion Walnut



Tula Oak



Ruby Walnut



Nova Walnut

BO 3005

BO 3212





Lazio Walnut

TL 3012



Popular Oak

TL 3006




Ariose Ash

TL 3004




Canyon Maple

TL 3209



HGL 3102  
Ice White



TL 3309  
Motala Maple





ATTRACTIVE  
DESIGNS



ISO  
CERTIFIED



TOUCH  
AND FEEL



ECO  
FRIENDLY




PURE  
PHENOLIC

# QUBIC BIRCH



Shesham

QB 3210



HGL 3103  
Frosty White

Flowing, random grainy patterns bring the beauty of real wood to life. Each panel tells a unique story, creating an atmosphere of warmth, comfort, and rustic charm. Let nature's dance inspire your space and indulge in the timeless elegance of these designs.



Evolini Oak

QB 3010




Merdona Burl

QB 3306



Foresta Oak

QB 3204



Snuff wood

QB 3310





# REVELLE

- ATTRACTIVE DESIGNS
- ISO CERTIFIED
- TOUCH AND FEEL
- ECO FRIENDLY
- PURE PHENOLIC



Lazio Walnut

RE 3012



Bogey Chestnut

RE 3308



Frida

RE 3318



Jakaranda


RE 3213



Wilster


RE 3207





Snuff Wood

AR 3310



HGL 3103 Frosty White

*Sensational prologue of Wood*

Curabitur dolor velit, consequat eget veneratis et, trincidunt non leo. Quisque sollicitudin leo sed eleifend. Proin fermentum mi id augue ultricies, ut maximus risus ornare. Duis porta mauris a sapien ac condimentum condimentum, ex nibh finibus tortor, nec tristique erat metus in sem. suscipit erat.



Mansion Walnut

AR 3011



Light Wilster

AR 3201



Bay Oak

AR 3214



Gala Chestnut

AR 3307





ATTRACTIVE  
DESIGNS



ISO  
CERTIFIED



TOUCH  
AND FEEL



ECO  
FRIENDLY



PURE  
PHENOLIC

LOREAL



Merbau

LR 3211



Prima Chestnut

LR 3311



finetouch  
Laminates



Lazio Walnut

LR 3012



Lonna Hickory

LR 3203



Duranto

LR 3208



# SUEDE FINISH



Joquin Walnut

SF 3002



Mambo Pecan

SF 3205



Port Maple

SF 3009



Madison Walnut

SF 3301




Canyon Bamboo

SF 3302




Canyon Maple

SF 3209



Shesham

SF 3210



Merdona Burl

SF 3306





Mansion Walnut

SF 3011



Light Wilster

SF 3201



Duranto

SF 3208



Motala Maple

SF 3309



Ruby Walnut

SF 3206



Lonna Hickory

SF 3203



Nova Walnut

SF 3212



Merbau

SF 3211



Rodis Walnut

SF 3312



# SUEDE FINISH



Sona Chestnut

SF 3001



Peyerni Oak

SF 3003



Popular Oak

SF 3006



Como Ash

SF 3008



Exotic Oak

SF 3304



Ariose Ash

SF 3004



Jakaranda

SF 3213



Bay Oak

SF 3214



Gala Chestnut

SF 3307



Tula Oak

SF 3005



Prima Chestnut

SF 3311



Mysa Ash


SF 3313





fluato Sayara Oak

SF 3202



Fluato Mono Oak

SF 3320



Evolini Oak

SF 3010



Bogey Chestnut

SF 3308



Lazio Walnut

SF 3012



Wilster

SF 3207



Foresta Oak

SF 3204



Snuff wood

SF 3310



Freemont Walnut

SF 3303



Maracuva

SF 3215



Kera Oak

SF 3305



Frida

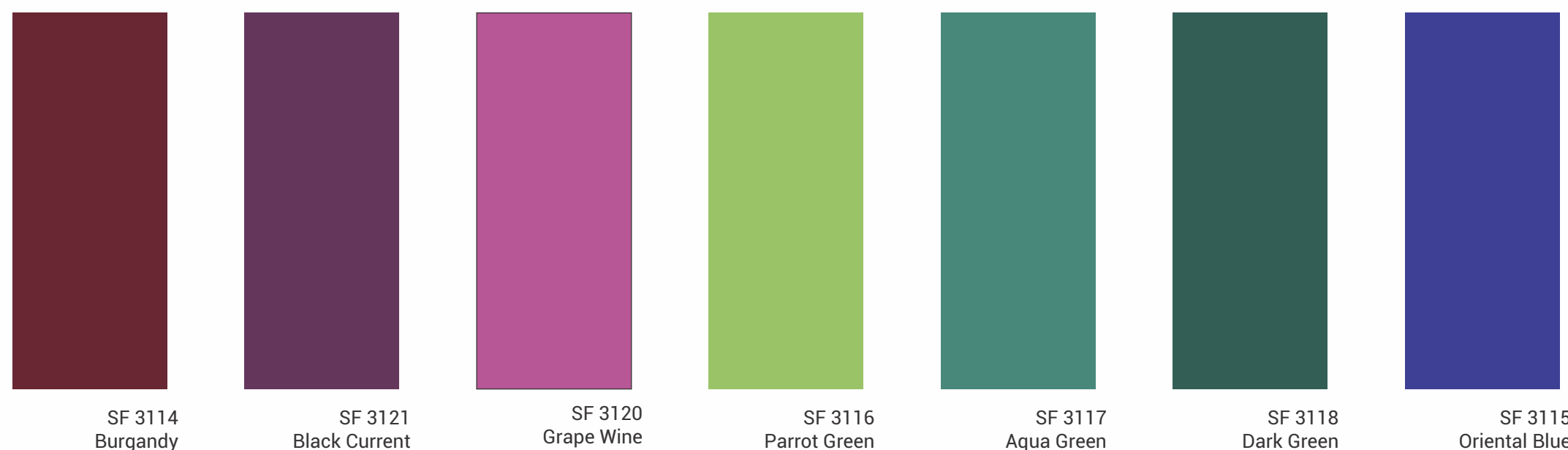

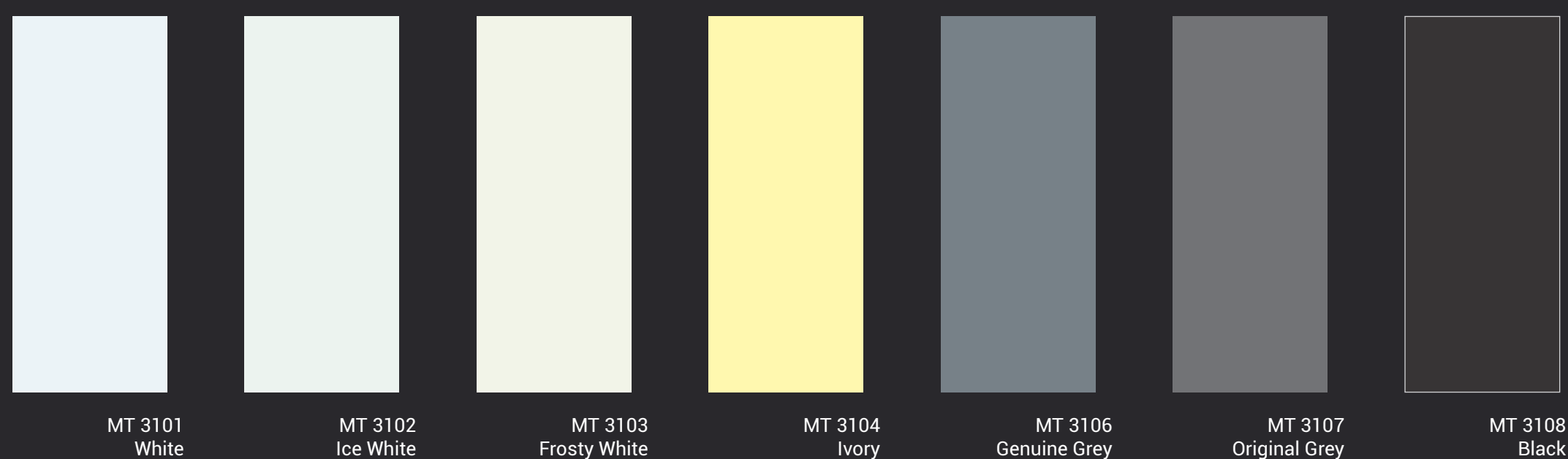
SF 3318



# SOLID COLORS

# Sensational provogue of Wood

Curabitur dolor velit, consequat eget venenatis et, tincidunt non leo. Quisque sollicitudin leo sed eleifend. Proin fermentum mi id augue ultricies.

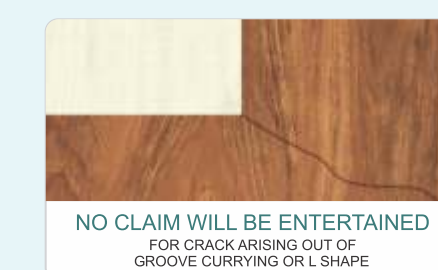
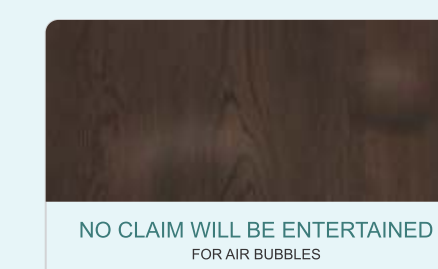


## INDEX

Sr No.	Design	Texture	PG	Sr No.	Design	Texture	PG	Sr No.	Design	Texture	PG	Sr No.	Design	Texture	PG	Sr No.	Design	Texture	PG	Sr No.	Design	Texture	PG																																																																																																																																																																																																																																																																																																
<b>ALLEGRO</b>				<b>SUPER HIGH GSS</b>				<b>SUPER HIGH GSS</b>				<b>OAK WOOD</b>				<b>SILKY MATT</b>				<b>SUEDE FINISH</b>																																																																																																																																																																																																																																																																																																			
1	3011	AR	80	39	3002	HGL	13	87	3312	HGL	21	129	3006	OD	59	169	3206	SM	44	210	3109	SF	91	1	3011	AR	80	40	3007	HGL	10	88	3313	HGL	22	130	3009	OD	58	170	3215	SM	44	211	3110	SF	91	3	3214	AR	80	41	3008	HGL	22	89	3318	HGL	22	131	3011	OD	59	171	3308	SM	43	212	3111	SF	91	4	3307	AR	80	42	3010	HGL	17	90	3319	HGL	10	132	3202	OD	40-F	172	3319	SM	25-F	213	3112	SF	91	5	3310	AR	79	43	3011	HGL	13	91	3320	HGL	9	133	3209	OD	58	173	3404	SM	33	214	3113	SF	91	6	3005	BO	72	44	3012	HGL	21	92	3401	HGL	24	134	3212	OD	59	174	3410	SM	34	215	3114	SF	91	7	3011	BO	72	45	3101	HGL	3	93	3402	HGL	29	135	3302	OD	57	175	3413	SM	39-F	216	3115	SF	91	8	3206	BO	72	46	3102	HGL	3	94	3403	HGL	27	136	3303	OD	59	176	3004	TL	73	217	3116	SF	91	9	3212	BO	72	47	3103	HGL	4	95	3404	HGL	27	137	3309	OD	60	177	3006	TL	73	218	3117	SF	91	10	3318	BO	71	48	3104	HGL	4	96	3405	HGL	29	138	3313	OD	60	178	3012	TL	73	219	3118	SF	91	11	3401	BS	39	49	3105	HGL	3	97	3406	HGL	30	139	3318	OD	60	179	3209	TL	73	220	3119	SF	91	12	3406	BS	32	50	3106	HGL	3	98	3407	HGL	29	140	3320	OD	24-F	180	3309	TL	74	221	3120	SF	91	13	3408	BS	32	51	3107	HGL	3	99	3408	HGL	30	<b>OAK LANE</b>				<b>TESSELLE</b>				<b>TICKING STRIPE</b>			
<b>BASALT STONE</b>				<b>DELICATUS</b>				<b>HICKORY</b>				<b>PLATION</b>				<b>SPARKLE GSS</b>				<b>SUEDE FINISH</b>																																																																																																																																																																																																																																																																																																			
11	3401	BS	39	15	3403	DT	35	107	3002	HR	53-F	147	3402	PN	37	186	3601	SGL	2	210	3109	SF	91	12	3406	BS	32	16	3404	DT	33	108	3203	HR	55	148	3405	PN	38	187	3602	SGL	2	211	3110	SF	91	13	3408	BS	32	17	3409	DT	36	109	3208	HR	56	149	3407	PN	38	188	3603	SGL	2	212	3111	SF	91	14	3412	BS	40	18	3410	DT	34	110	3301	HR	53	150	3411	PN	37	189	3604	SGL	2	213	3112	SF	91	15	3403	DT	35	19	3003	EK	45	<b>LOREAL</b>				<b>QUBIC BRICH</b>				<b>SUEDE FINISH</b>																																																																																																																																																																																																							
16	3404	DT	33	20	3005	EK	45	112	3012	LR	82	151	3010	QB	76	191	3001	SF	87	214	3113	SF	91	17	3409	DT	36	21	3010	EK	45	<b>MENTON WOOD</b>				<b>REVELLE</b>				<b>SUEDE FINISH</b>																																																																																																																																																																																																																																																																															
18	3410	DT	34	22	3214	EK	46	113	3203	LR	82	152	3204	QB	76	192	3002	SF	83	215	3114	SF	91	19	3003	EK	45	22	3214	EK	46	114	3208	LR	82	153	3210	QB	75	193	3003	SF	87	216	3115	SF	91	20	3005	EK	45	23	3304	EK	46	115	3211	LR	81	154	3306	QB	76	194	3004	SF	87	217	3116	SF	91	21	3010	EK	45	24	3008	ES	69	116	3311	LR	81	155	3310	QB	76	195	3005	SF	87	218	3117	SF	91	22	3214	EK	46	25	3201	ES	68	<b>FAUX WOOD</b>				<b>SILKY MATT</b>				<b>SUEDE FINISH</b>																																																																																																																																																																																																							
22	3214	EK	46	26	3303	ES	68	117	3010	MD	50	156	3012	RE	77	196	3006	SF	88	219	3118	SF	91	23	3303	ES	68	27	3312	ES	67	118	3204	MD	50	157	3207	RE	77	197	3008	SF	88	220	3119	SF	91	24	3008	ES	69	28	3313	ES	69	119	3205	MD	47	158	3213	RE	77	198	3009	SF	84	221	3120	SF	91	25	3201	ES	68	29	3001	FD	51	<b>LOREAL</b>				<b>REVELLE</b>				<b>SUEDE FINISH</b>																																																																																																																																																																																																																															
26	3303	ES	68	27	3312	ES	67	122	3101	MT	91	159	3308	RE	78	199	3010	SF	90	222	3121	SF	91	26	3303	ES	68	28	3313	ES	69	123	3102	MT	91	160	3318	RE	78	200	3011	SF	85	223	3122	SF	91	27	3312	ES	67	30	3004	FD	51	<b>SOLID COLORS</b>				<b>REVELLE</b>				<b>SUEDE FINISH</b>																																																																																																																																																																																																																																																							
28	3313	ES	69	34	3122	GT	1	124	3103	MT	91	161	3003	SM	42	201	3012	SF	89	224	3123	SF	91	28	3313	ES	69	31	3211	FD	51	<b>GLITZY</b>				<b>REVELLE</b>				<b>SUEDE FINISH</b>																																																																																																																																																																																																																																																																															
29	3001	FD	51	35	3502	GT	1	125	3104	MT	91	162	3006	SM	42	202	3101	SF	91	225	3124	SF	91	31	3211	FD	51	32	3307	FD	52	<b>GLITZY</b>				<b>REVELLE</b>				<b>SUEDE FINISH</b>																																																																																																																																																																																																																																																																															
30	3004	FD	51	36	3503	GT	1	126	3106	MT	91	163	3007	SM	42	203	3102	SF	91	226	3125	SF	91	32	3307	FD	52	33	3311	FD	52	<b>GLITZY</b>				<b>REVELLE</b>				<b>SUEDE FINISH</b>																																																																																																																																																																																																																																																																															
31	3211	FD	51	37	3504	GT	1	127	3107	MT	91	164	3011	SM	43	204	3103	SF	91	227	3126	SF	91	33	3311	FD	52	34	3122	GT	1	<b>GLITZY</b>				<b>REVELLE</b>				<b>SUEDE FINISH</b>																																																																																																																																																																																																																																																																															
32	3307	FD	52	38	3505	GT	1	128	3108	MT	91	165	3103	SM	57	205	3104	SF	91	228	3127	SF	91	34	3122	GT	1	35	3502	GT	1	<b>GLITZY</b>				<b>REVELLE</b>				<b>SUEDE FINISH</b>																																																																																																																																																																																																																																																																															
33	3311	FD	52	<b>LIMITED WARRENTY</b>				<b>TECHNICAL SPECIFICATIONS</b>				<b>SUEDE FINISH</b>				<b>SUEDE FINISH</b>																																																																																																																																																																																																																																																																																																							
34	3122	GT	1	<b>TEST METHODS</b>				<b>TECHNICAL PROPERTY</b>				<b>SUEDE FINISH</b>				<b>SUEDE FINISH</b>																																																																																																																																																																																																																																																																																																							
35	3502	GT	1	<b>Resistance to surface wear</b>				<b>Thickness</b>				<b>SUEDE FINISH</b>				<b>SUEDE FINISH</b>																																																																																																																																																																																																																																																																																																							
36	3503	GT	1	<b>Resistance to immersion in boiling water</b>				<b>Resistance to surface wear</b>				<b>SUEDE FINISH</b>				<b>SUEDE FINISH</b>																																																																																																																																																																																																																																																																																																							
37	3504	GT	1	<b>Resistance to dry heat 180c</b>				<b>Resistance to immersion in boiling water</b>				<b>SUEDE FINISH</b>				<b>SUEDE FINISH</b>																																																																																																																																																																																																																																																																																																							
38	3505	GT	1	<b>Dimensional stability at deviated temperature</b>				<b>Resistance to dry heat 180c</b>				<b>SUEDE FINISH</b>				<b>SUEDE FINISH</b>																																																																																																																																																																																																																																																																																																							
<b>NO CLAIM WILL BE ENTERTAINED FOR AIR BUBBLES</b>				<b>Dimensional stability at 20c</b>				<b>Resistance to immersion in boiling water</b>				<b>SUEDE FINISH</b>				<b>SUEDE FINISH</b>																																																																																																																																																																																																																																																																																																							
<b>NO CLAIM WILL BE ENTERTAINED FOR CRACK ARISING OUT OF GROOVE CURVING OR L SHAPE</b>				<b>Resistance to impact by small diameter ball</b>				<b>Dimensional stability at 20c</b>				<b>SUEDE FINISH</b>				<b>SUEDE FINISH</b>																																																																																																																																																																																																																																																																																																							
<b>NO CLAIM WILL BE ENTERTAINED FOR CRACK ARISING OUT OF GROOVE CURVING OR L SHAPE</b>				<b>Resistance to color change (Wool Standards)</b>				<b>Resistance to impact by small diameter ball</b>				<b>SUEDE FINISH</b>				<b>SUEDE FINISH</b>																																																																																																																																																																																																																																																																																																							
<b>NO CLAIM WILL BE ENTERTAINED FOR CRACK ARISING OUT OF GROOVE CURVING OR L SHAPE</b>				<b>Resistance to various conditions (Not Worse Then)</b>				<b>Resistance to color change (Wool Standards)</b>				<b>SUEDE FINISH</b>				<b>SUEDE FINISH</b>																																																																																																																																																																																																																																																																																																							
<b>NO CLAIM WILL BE ENTERTAINED FOR CRACK ARISING OUT OF GROOVE CURVING OR L SHAPE</b>				<b>Appearance</b>				<b>Resistance to various conditions (Not Worse Then)</b>				<b>SUEDE FINISH</b>				<b>SUEDE FINISH</b>																																																																																																																																																																																																																																																																																																							
<b>NO CLAIM WILL BE ENTERTAINED FOR CRACK ARISING OUT OF GROOVE CURVING OR L SHAPE</b>				<b>Cracking</b>				<b>Resistance to various conditions (Not Worse Then)</b>				<b>SUEDE FINISH</b>				<b>SUEDE FINISH</b>																																																																																																																																																																																																																																																																																																							
<b>NO CLAIM WILL BE ENTERTAINED FOR CRACK ARISING OUT OF GROOVE CURVING OR L SHAPE</b>				<b>Scratching</b>				<b>Resistance to various conditions (Not Worse Then)</b>				<b>SUEDE FINISH</b>				<b>SUEDE FINISH</b>																																																																																																																																																																																																																																																																																																							
<b>NO CLAIM WILL BE ENTERTAINED FOR CRACK ARISING OUT OF GROOVE CURVING OR L SHAPE</b>				<b>Staining</b>				<b>Resistance to various conditions (Not Worse Then)</b>				<b>SUEDE FINISH</b>				<b>SUEDE FINISH</b>																																																																																																																																																																																																																																																																																																							
<b>NO CLAIM WILL BE ENTERTAINED FOR CRACK ARISING OUT OF GROOVE CURVING OR L SHAPE</b>				<b>Cigarette</b>				<b>Resistance to various conditions (Not Worse Then)</b>				<b>SUEDE FINISH</b>				<b>SUEDE FINISH</b>																																																																																																																																																																																																																																																																																																							
<b>NO CLAIM WILL BE ENTERTAINED FOR CRACK ARISING OUT OF GROOVE CURVING OR L SHAPE</b>				<b>Steam</b>				<b>Resistance to various conditions (Not Worse Then)</b>				<b>SUEDE FINISH</b>				<b>SUEDE FINISH</b>																																																																																																																																																																																																																																																																																																							
<b>NO CLAIM WILL BE ENTERTAINED FOR CRACK ARISING OUT OF GROOVE CURVING OR L SHAPE</b>				<b>Free From Foreign Particle</b>				<b>Resistance to various conditions (Not Worse Then)</b>				<b>SUEDE FINISH</b>				<b>SUEDE FINISH</b>																																																																																																																																																																																																																																																																																																							
<b>NO CLAIM WILL BE ENTERTAINED FOR CRACK ARISING OUT OF GROOVE CURVING OR L SHAPE</b>				<b>4</b>				<b>Resistance to various conditions (Not Worse Then)</b>				<b>SUEDE FINISH</b>				<b>SUEDE FINISH</b>																																																																																																																																																																																																																																																																																																							
<b>NO CLAIM WILL BE ENTERTAINED FOR CRACK ARISING OUT OF GROOVE CURVING OR L SHAPE</b>				<b>2 N Min.</b>				<b>Resistance to various conditions (Not Worse Then)</b>				<b>SUEDE FINISH</b>				<b>SUEDE FINISH</b>																																																																																																																																																																																																																																																																																																							
<b>NO CLAIM WILL BE ENTERTAINED FOR CRACK ARISING OUT OF GROOVE CURVING OR L SHAPE</b>				<b>5</b>				<b>Resistance to various conditions (Not Worse Then)</b>				<b>SUEDE FINISH</b>				<b>SUEDE FINISH</b>																																																																																																																																																																																																																																																																																																							
<b>NO CLAIM WILL BE ENTERTAINED FOR CRACK ARISING OUT OF GROOVE CURVING OR L SHAPE</b>				<b>3</b>				<b>Resistance to various conditions (Not Worse Then)</b>				<b>SUEDE FINISH</b>				<b>SUEDE FINISH</b>																																																																																																																																																																																																																																																																																																							
<b>NO CLAIM WILL BE ENTERTAINED FOR CRACK ARISING OUT OF GROOVE CURVING OR L SHAPE</b>				<b>4</b>				<b>Resistance to various conditions (Not Worse Then)</b>				<b>SUEDE FINISH</b>				<b>SUEDE FINISH</b>																																																																																																																																																																																																																																																																																																							

### LIMITED WARRENTY

- Kindly check the sheet in all aspects after purchasing & prior to cutting.
- In case of mfg. defects, only replacement of used sheet will be made
- No warranty for corner crack or air bubble.
- No claim will be entertained thereafter in any case of the specifics



### TECHNICAL SPECIFICATIONS

TEST METHODS	TECHNICAL PROPERTY	VALUES ( IS 2046-1995 )	Verified		
<b>Thickness</b>		<b>0.8 mm</b>			
<b>Resistance to surface wear</b>		<b>350 (Revolution)</b>	✓		
<b>Resistance to immersion in boiling water</b>	Mass increase (%)	<b>10.0 (Max)</b>	✓		
	Thickness increase (%)	<b>11.8 (Max)</b>	✓		
<b>Resistance to dry heat 180c</b>		<b>Not worse then 4</b>	✓		
<b>Dimensional stability at deviated temperature</b>	Longitudinal (%)	<b>0.550 (Max)</b>	✓		
	Transverse (%)	<b>1.025 (Max)</b>	✓		
<b>Dimensional stability at 20c</b>	Longitudinal (%)	<b>0.375 (Max)</b>	✓		
	Transverse (%)	<b>0.600 (Max)</b>	✓		
<b>Resistance to impact by small diameter ball</b>		<b>20N (Min)</b>	✓		
<b>Resistance to color change (Wool Standards)</b>	In xenon arc light	<b>Not worse then 6</b>	✓		
	In enclosed carbon arc light	<b>Not worse then 5</b>	✓		
<b>Resistance to various conditions (Not Worse Then)</b>	<b>Cracking</b>	<b>Scratching</b>	<b>Staining</b>	<b>Cigarette</b>	<b>Steam</b>
	<b>4</b>	<b>2 N Min.</b>	<b>5</b>	<b>3</b>	<b>4</b>
<b>Appearance</b>		<b>Free From Foreign Particle</b>	✓		